



BBA - 1KCF MF/HF ANTENNA

1kW Broadcast/Data, 2.5kW PEP - 1.5Mhz~30Mhz
MF ~ HF COMMERCIAL BROADBAND DIPOLE

Our flagship model and all-round best performer to date is the BBA series of Base & Fixed Station HF antennas.

The Efficient Broadband Folded Dipole antenna design offers a flexible solution for both Commercial & Private HF System operators. Frequency range is specified according to useful gain & VSWR, and all components are validated for rated power.

The Bushcomm BBA has the flexibility to suit a wide range of installation situations - between two purpose built towers at a professional site, in an inverted "V" configuration, or even between a tree and the back shed.

Light yet sturdy construction ensures low total mass wind loading. The highest quality materials are used in construction, such as stainless steel wire and fittings, and UV resistant fibreglass rods, to produce an antenna that will survive the rigours of the outdoors for many years.

There are many variants in the BBA family with sizes and power ratings to suit a wide range of applications.

DR DIGITAL HF VOICE & DATA
RADIO COMPATIBLE

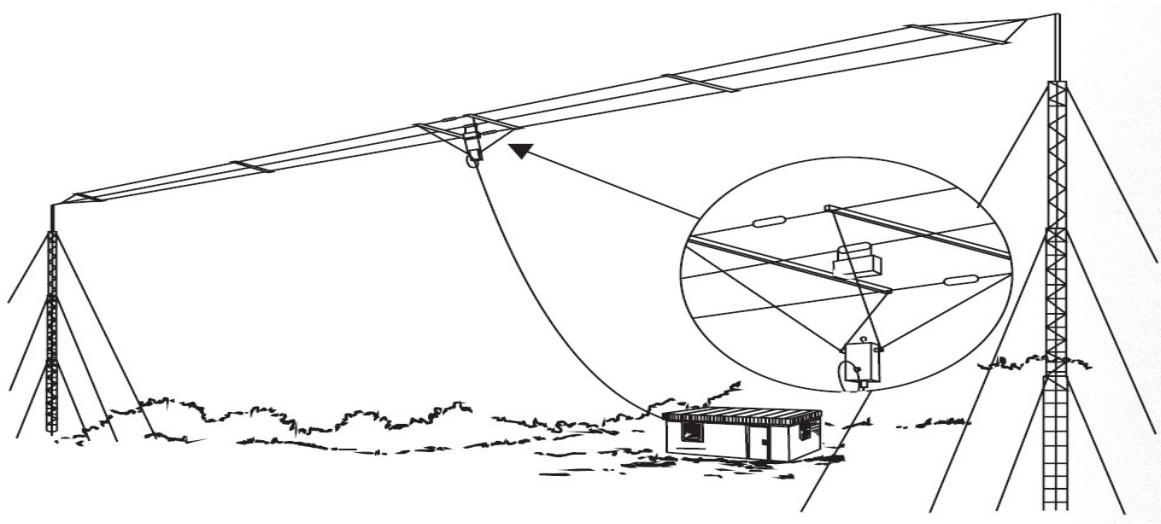
FULL BBA FAMILY:

- * BBA100V - 125w PEP Voice
- * BBA100C - 130w continuous
- * BBA100CS - 130w continuous, short
- * BBA100CE - 130w continuous, long
- * BBA-600VS - 600w PEP, short
- * BBA600V - 600w PEP
- * BBA600VE - 600w PEP, long
- * BBA1kD - 1kW continous
- * BBA1kDE - 1kW continous, long
- * BBA1kCF - 1kW continous, extra long

SPECIAL FEATURES

- 1.5-30 MHz with VSWR 2.8:1 or better
- Extended Low frequency Performance
- No Tuner Required - S/S wire and fittings
- UV resistant rod & balun/load boxes
- Easy installation (instruction provided)
- Designed for Commercial Applications
- Configurable in horizontal or inverted V
- Suitable for continuous data

CE RoHS 





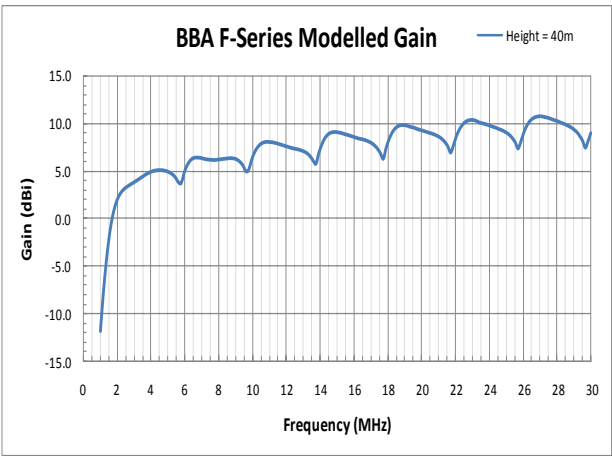
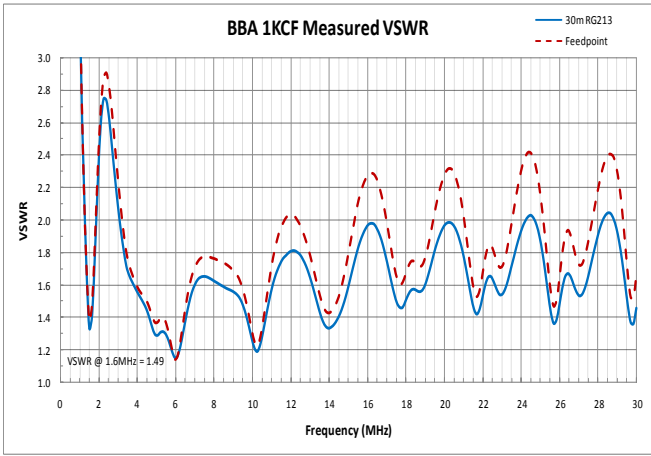
Specification Summary

SPECIFICATION	
ELECTRICAL	
Frequency Range	1.5 - 30MHz
Nominal Input Impedance	50 Ohm
VSWR (max)	Better than 2.8:1 (30m RG213)
Gain (height dependent)	5dBi (typical) -2dBi at 1.5MHz (typical, 40m height)
Power Rating	1kW Broadcast/Data (2.5kW PEP)
Input connector	UHF Type socket (S0239)
MECHANICAL	
Operating Temperature	-30°C to +50°C
Storage Temperature	-40°C to +85°C
Ice Loading	0.6cm , with reduced wind loading
Shipping	1450x400x220 mm, approx 16kg
Antenna Length	74 metre
Radiating elements	3.2mm Stainless Steel (304)
Wind Rating	210 km/hr*
Mast Spacing	74m horizontal tower spacing**, 52m footprint Inverted V



Above: Bushcomm Balun showing pigtail coax cable strain relief feature***

* In accordance with AS1170.2 – 1989 SAA Loading Code – Wind Loads
 ** Approximate spacing. Will vary location to location and depending on preference
 *** Coaxial cable not included, can be purchased separately



HEAD OFFICE
 21 River Road BAYSWATER WA 6053 AUSTRALIA
EMAIL: sales@bushcommantennas.com.au
WEBSITE: www.bushcomm.com
PHONE: +61 8 6144 3204